

# SMD Inductors(Coils) For Power Line(Wound, Magnetic Shielded)

Conformity to RoHS Directive

## GLF Series GLF2012

### FEATURES

- It delivers low Rdc with high Idc.
- It is lead-free compatible.  
The product contains no lead whatsoever.  
It is able to withstand high temperature reflows (260°C during the peak) used in lead-free soldering.
- It's construction supports bulk mounting.

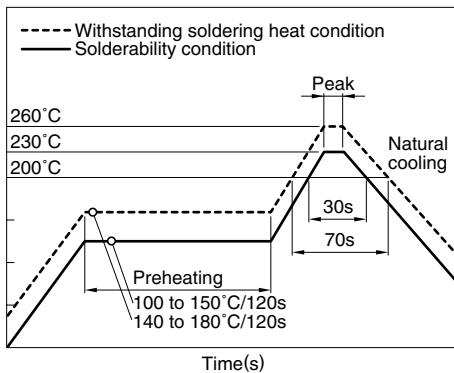
### APPLICATIONS

- Portable audio visual devices (DSC, DVD and MD)
- Mobile communication devices (cellular phones, PHS, etc.)

### SPECIFICATIONS

Operating temperature range	-40 to +105°C
Storage temperature range	-40 to +105°C

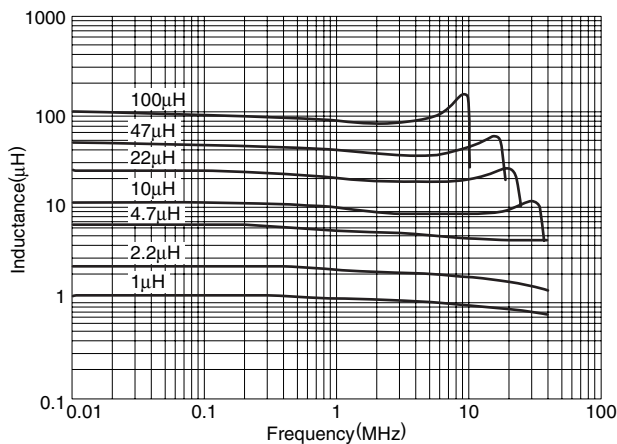
### RECOMMENDED SOLDERING CONDITIONS REFLOW SOLDERING



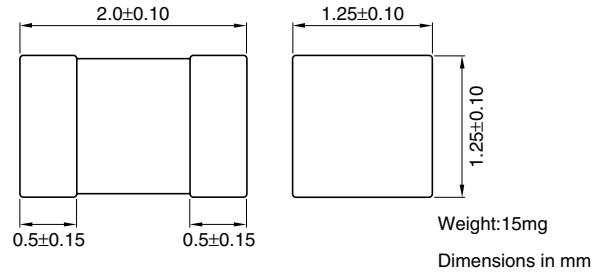
### PACKAGING STYLE AND QUANTITIES

Packaging style	Quantity
Taping	2000 pieces/reel

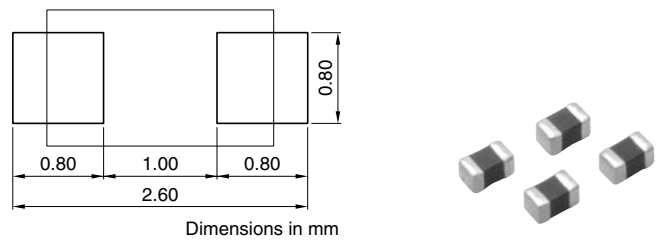
### TYPICAL ELECTRICAL CHARACTERISTICS INDUCTANCE vs. FREQUENCY CHARACTERISTICS



### SHAPES AND DIMENSIONS



### RECOMMENDED PC BOARD PATTERN

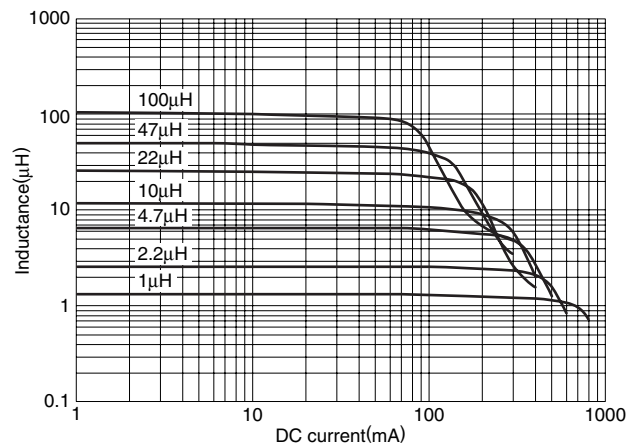


### ELECTRICAL CHARACTERISTICS

Part No.	Inductance (μH)	Inductance tolerance (%)	DC resistance (Ω)±30%	Rated current (mA)max.
GLF2012T1R0M	1.0	±20	0.07	400
GLF2012T2R2M	2.2	±20	0.10	300
GLF2012T4R7M	4.7	±20	0.24	200
GLF2012T100□*	10.0	±10, ±20	0.36	140
GLF2012T220□	22.0	±10, ±20	1.00	100
GLF2012T470□	47.0	±10, ±20	1.70	75
GLF2012T101□	100.0	±10, ±20	4.00	50

\* □: Please specify inductance tolerance, K (±10%) or M (±20%)

### INDUCTANCE vs. DC SUPERPOSITION CHARACTERISTICS



• Conformity to RoHS Directive: This means that, in conformity with EU Directive 2002/95/EC, lead, cadmium, mercury, hexavalent chromium, and specific bromine-based flame retardants, PBB and PBDE, have not been used, except for exempted applications.

• All specifications are subject to change without notice.